

Utilizing a Pre-Operative Checklist Prior to NTSV Cesarean Delivery for Persistent Category 2 Tracings and Arrest Disorders

Randdie-Joyce Rameau, DO, MPH; Frances Cintron, MD; Veronica Figueroa, MD; Margarita Olivares, MD

Background

The target NTSV cesarean delivery rate recommended by Healthy People 2030 is 23.6%, but there continues to be a steady increase in Nulliparous, Term, Singleton, Vertex (NTSV) cesarean delivery rates in the US from 21.9% in 2006 to 26.3% in 2022.

This trend has also been observed at our institution.

Purpose

Through our quality improvement project, we conducted a prospective study to determine whether a pre-operative checklist would decrease NTSV cesareans for persistent category 2 tracing and arrest disorders, which are the two most common indications for NTSV cesarean deliveries at our institution.

Methods

Data was collected for 3 months pre- and post- checklist implementation.

- The checklist prior to persistent category 2 tracing included whether or not the Clark algorithm was used.
- The checklist for arrest disorders followed ACOG and SMFM guidelines for NSTV cesarean delivery.

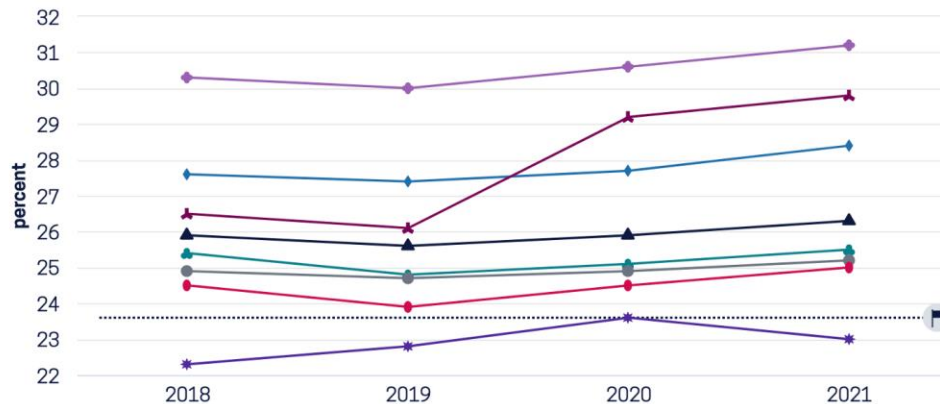
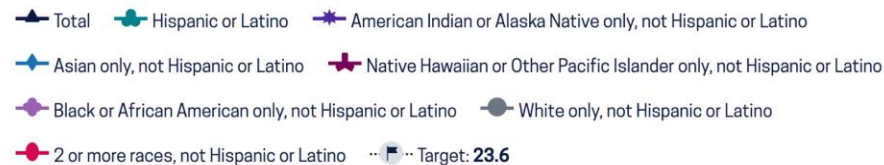
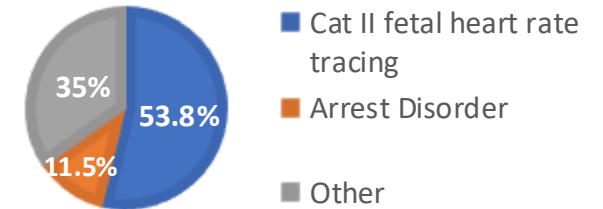


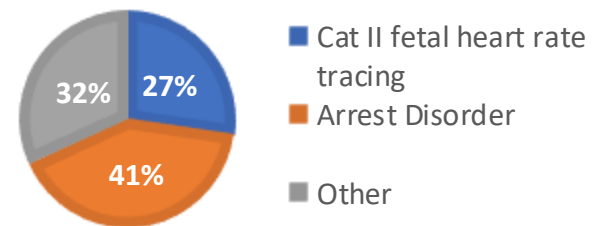
Figure 1. Cesarean Deliveries Amongst Low-Risk Women

Results

Pre- Checklist



Post- Checklist



Conclusions

The pre-operative checklist did not decrease our NTSV cesarean delivery rate for arrest disorders; however, use of the Clark algorithm resulted in a decrease of NTSV cesarean delivery rates.

- 3 months prior to checklist implementation, our NTSV cesarean delivery rate was 29.9%.
- 3 months after checklist implementation our NTSV cesarean delivery rate decreased to 25.3%.